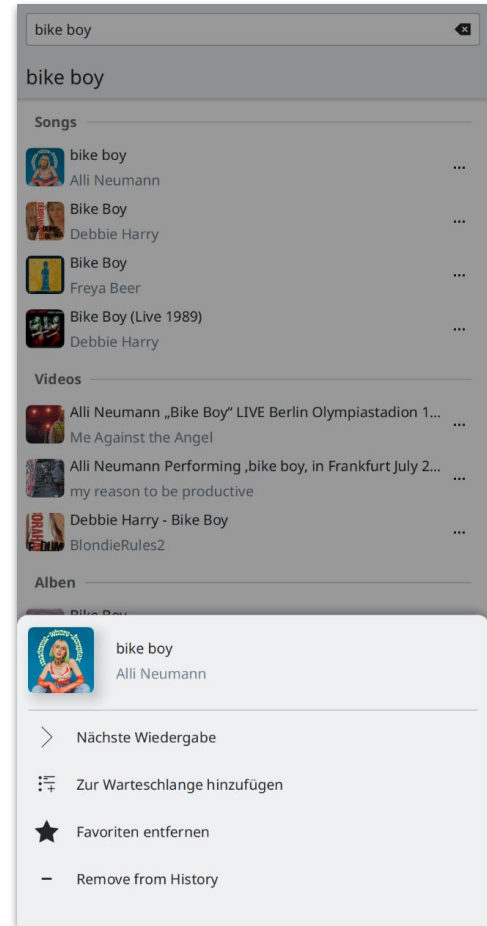


# Building a Kirigami app In 2023

Carl Schwan - FOSDEM 2023



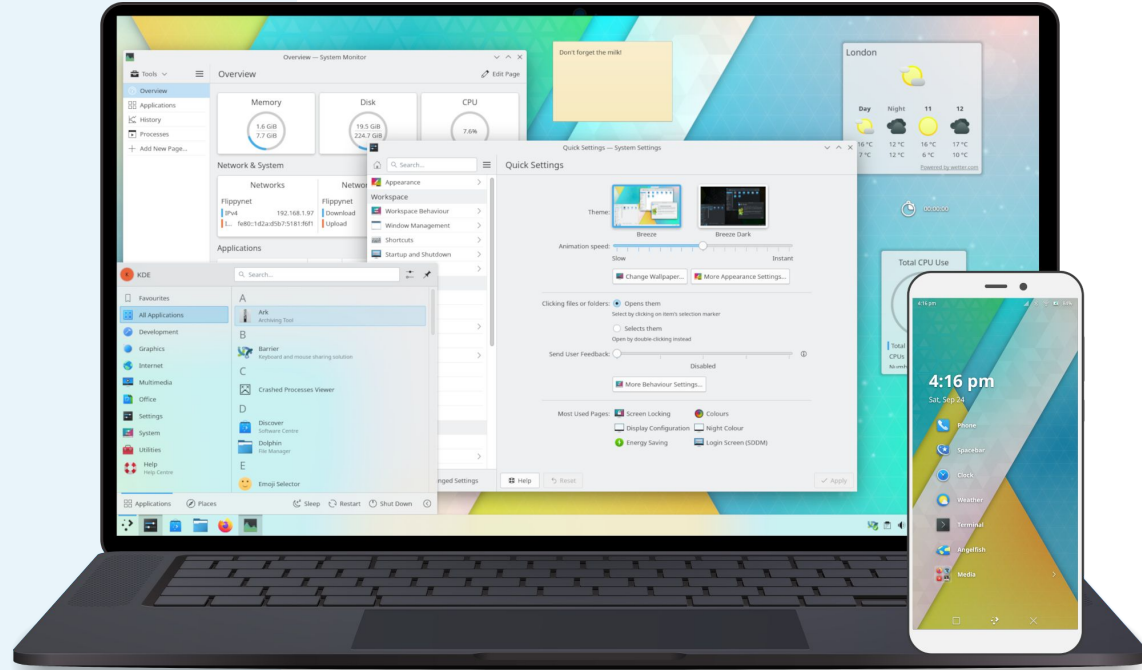
# About me

- KDE developer since 2018
- KDE e.V. member since 2019
- Maintain the websites and help with the promo and fundraising team
- Wrote multiple Kirigami applications: NeoChat, Kontrast, Tokodon, Kalendar and Arianna
- Work at the KDAB Group



1

# What is Kirigami



# What is Kirigami?



```
MastoPage {
    title: i18n("Login")

    leftPadding: 0
    rightPadding: 0

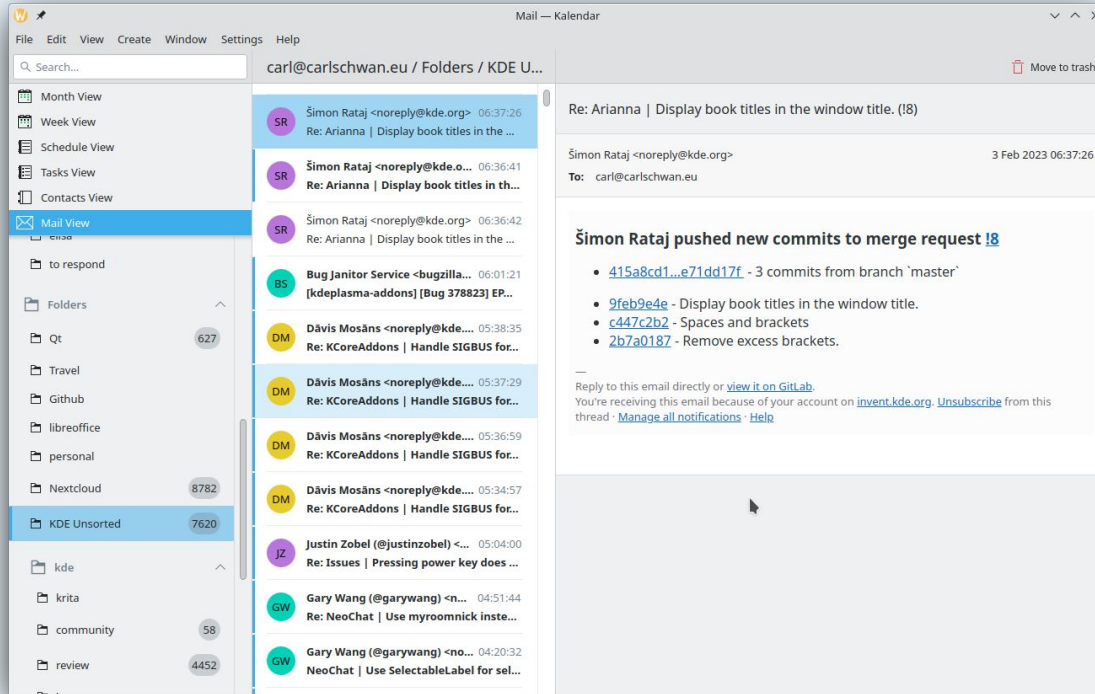
    ColumnLayout {
        width: parent.width
        MobileForm.FormCard {
            Layout.topMargin: Kirigami.Units.largeSpacing
            Layout.fillWidth: true
            contentItem: ColumnLayout {
                spacing: 0

                MobileForm.FormCardHeader {
                    title: i18n("Welcome to Tokodon")
                }

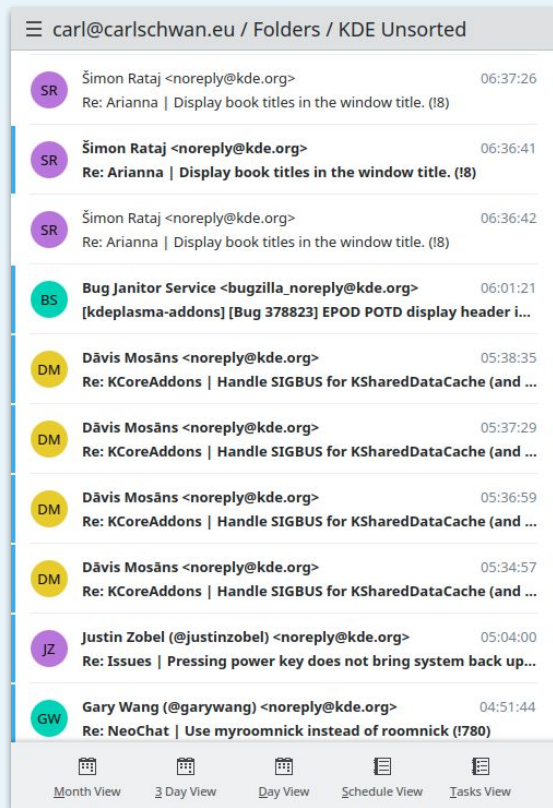
                MobileForm.FormTextFieldDelegate {
                    id: instanceUrl
                    label: i18n("Instance Url:")
                    onAccepted: continueButton.clicked()
                    inputMethodHints: Qt.ImhUrlCharactersOnly | Qt.ImhNoPredictiveTex
                }

                MobileForm.FormDelegateSeparator {}
                MobileForm.FormSwitchDelegate {
```

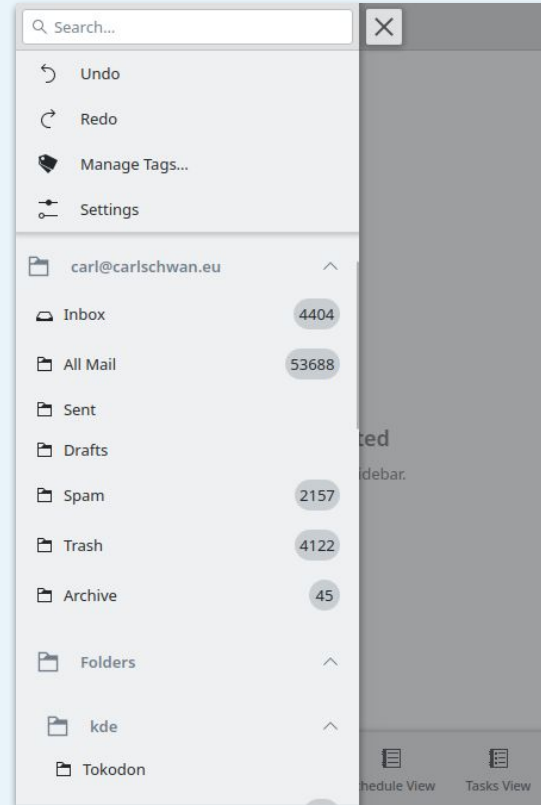
# What is Kirigami?



# What is Kirigami?

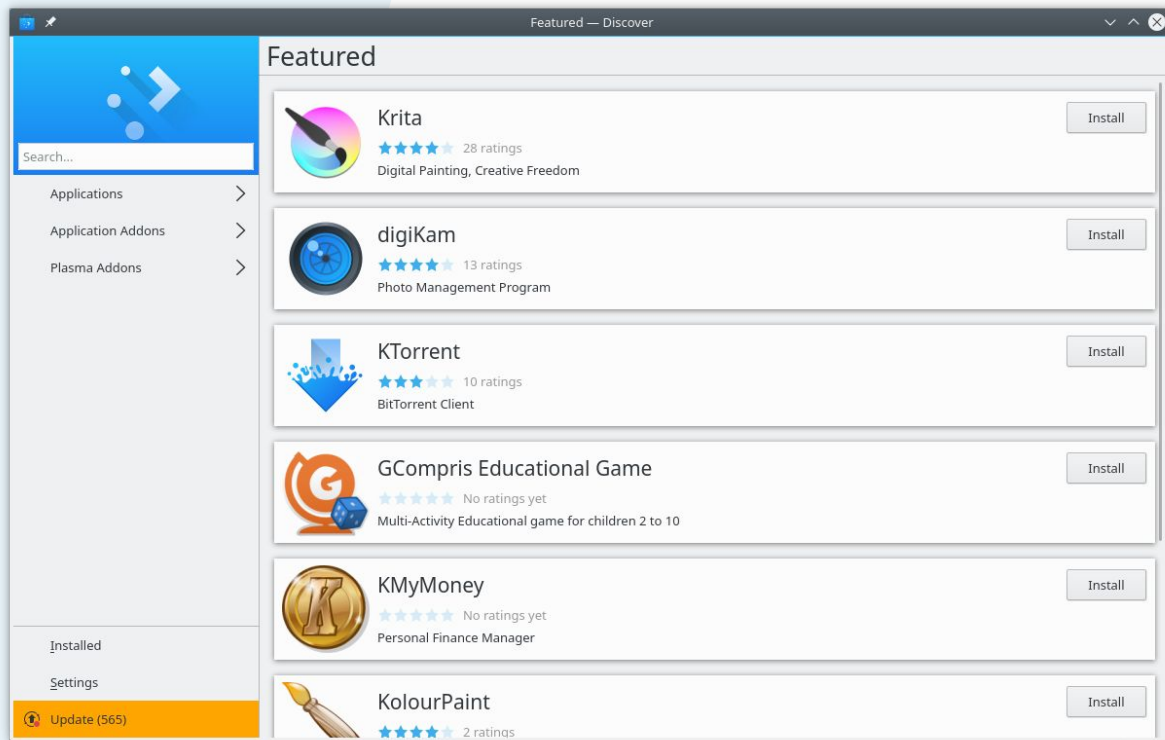


# What is Kirigami?



2

# History of Kirigami



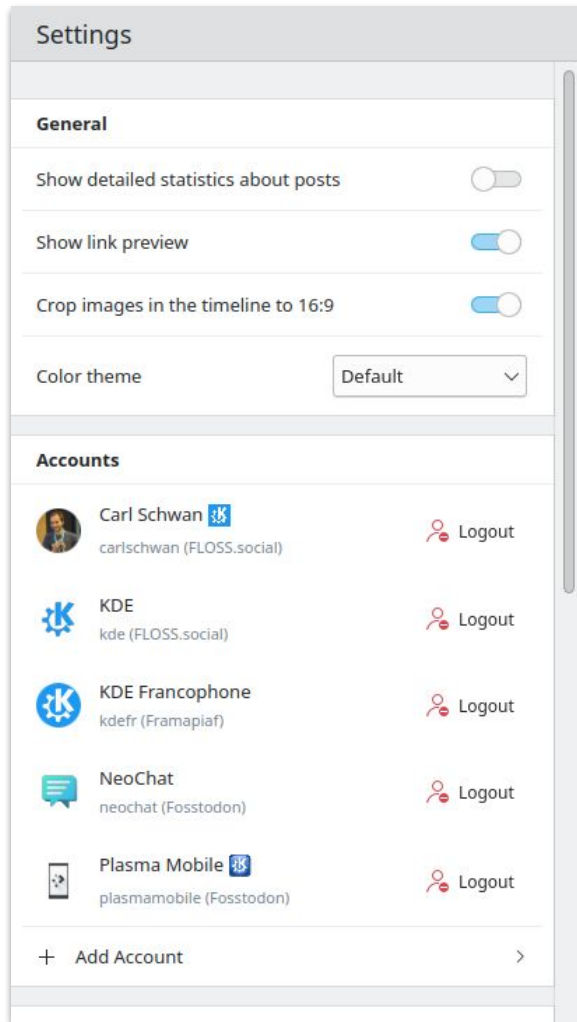


# Timeline


- 2015 - Plasma Mobile is officially announced
- March 2016 - Kirigami is created by Marco Martin at a sprint at CERN
- October 2016 - Introduction of the qqc2-desktop-theme
- October 2017 - Introduction of the color theme api
- Early 2020 - Launch of the PinePhone
- 2022 - Launch of Kirigami Addons

3

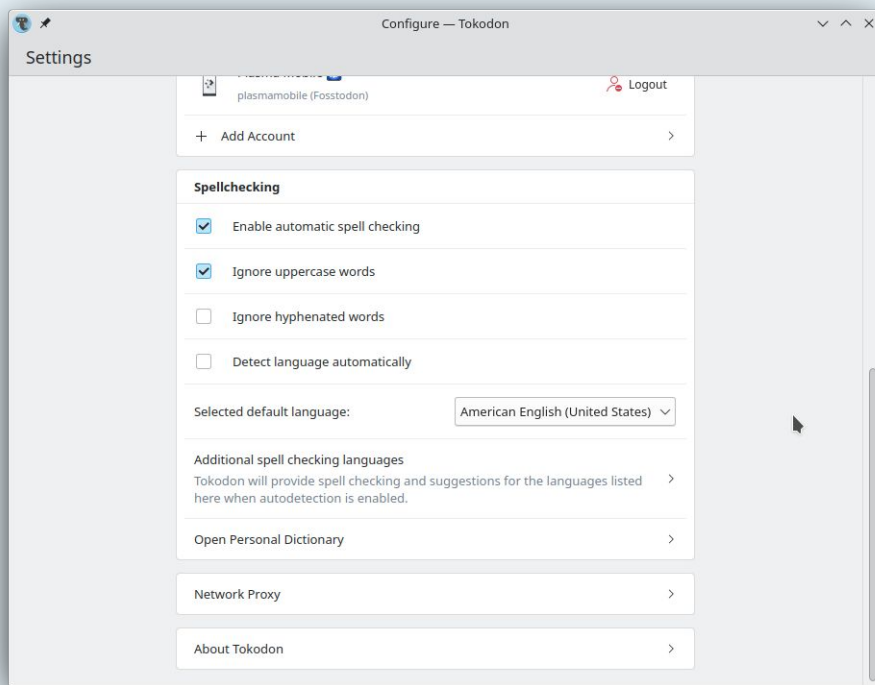
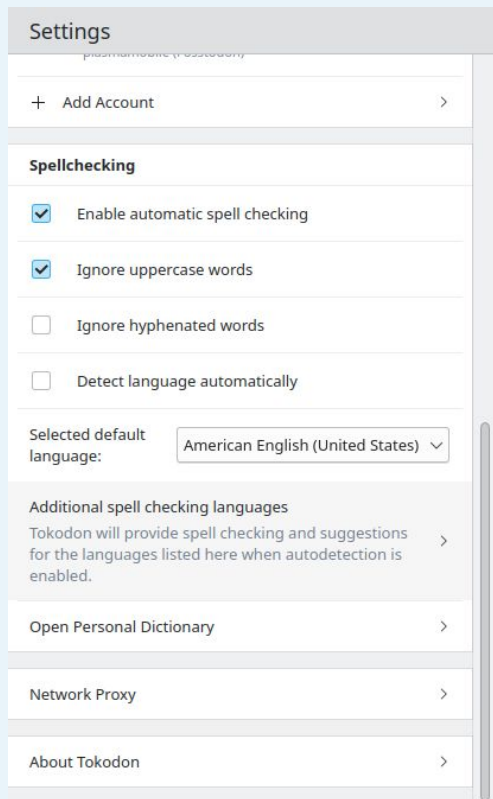
# New components



# Kirigami - List and section delegates



# Kirigami Addons - MobileForm



# Kirigami Addons - TreeView

The screenshot displays a tree view interface. At the top, the word "Today" is written in blue. Below it, a vertical line with a downward-pointing arrow indicates a collapsed state. A yellow highlight covers the first main entry, "Fosdem", with the timestamp "Today at 15:45:00". To its right, a vertical line with a rightward-pointing arrow indicates an expanded state, revealing two sub-entries: "Prepare slides" (timestamp "Today at 15:45:00") and "Do presentaiton" (timestamp "Tomorrow at 13:10:00"). Below this section, the date "Monday 06 February" is shown in bold. A vertical line with a rightward-pointing arrow indicates an expanded state, revealing one sub-entry: "Clean room" (timestamp "Monday 06 February at 19:45:00").

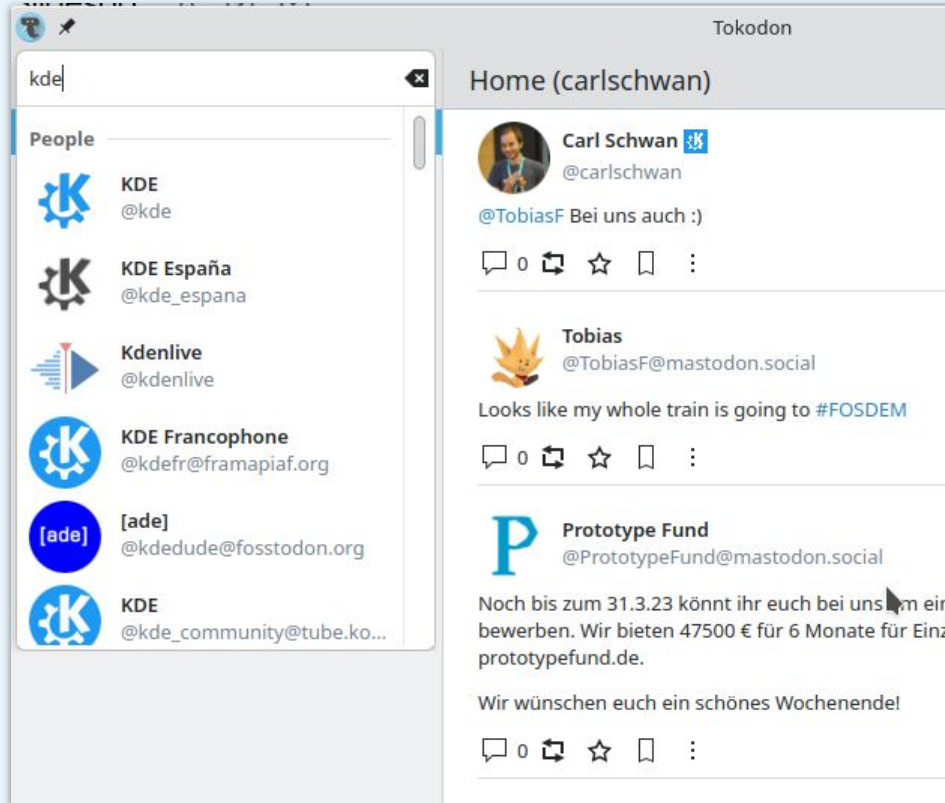
**Today**

- Fosdem  
Today at 15:45:00
  - Prepare slides  
Today at 15:45:00
  - Do presentaiton  
Tomorrow at 13:10:00

**Monday 06 February**

- Clean room  
Monday 06 February at 19:45:00

# Kirigami Addons - Search Popup



# Thanks!

Do you have any questions?

[carl@carlschwan.eu](mailto:carl@carlschwan.eu)

[@carlschwan@floss.social](https://floss.social/@carlschwan)

[@carl:kde.org](mailto:carl@kde.org)